

THE POWER OF INNOVATION, DISTRIBUTION AND SUPERVISION FACTOR IN IMPROVING PERFORMANCE OF SUPPLY CHAIN MANAGEMENT OF SUBSIDIZED FERTILIZER IN INDONESIA

ASWIN NALDI SAHIM¹, NIK KAMARIAH NIKMAT²

ABSTRACT. Supply chain (SC) is increasingly recognized as an important factor for improving business performance. Because of that, the SC activities need to be optimized and this can be done through the supply chain management (SCM). This study has three key objectives: to reveal the influence of government policy in terms of supervision, to check the reliability of distribution and innovation factors on the execution of the SCM of subsidized fertilizer in Indonesia. A sum of 800 questionnaire have been spread to the test site and a number of 587 or 73% successfully returned. Furthermore, the data from 513 respondents, or 64% of the spread, was analyzed by statistical software Structural Equation Modeling (SEM). The findings from this study shows that the government policy in terms of supervision and the reliability of the appropriation has immediate and critical impact on execution SCM of subsidized fertilizer. However although there is no immediate impact on the execution of SCM, factor of innovation plays a significant role because it determines the success of supervision and reliability of the distribution. Moreover, this supervision factor and the reliability of the distribution act as a mediator between the factors of innovation with the full performance of SCM. To improve the performance of SCM of subsidized fertilizer in Indonesia, this research suggests that the government pays attention to supervision, the reliability of the distribution as well as innovation factors. Due to that, the distribution of fertilizer will be more suited to its purpose at the right time with the appropriate location, type, quantity and the right quality, and at an appropriate price. In future research, the same study could be utilized for other subsidized commodities.

¹ *Sekolah Tinggi Manajemen IMMI, Jakarta, Indonesia, aswinnaldi@yahoo.com*

² *School of Business Management, University Utara Malaysia, Malaysia, drnikuum@gmail.com*

Keywords: SCM performance, supervision, distribution, innovation factors, structural equation modeling (SEM).

JEL Codes: O14, O31, Q35

Recommended citation: Sahim, A.N., NikMat, N.K., *The Power of Innovation, Distribution and Supervision Factor in Improving Performance of Supply Chain Management of Subsidized Fertilizer in Indonesia*, *Studia UBB Negotia* vol. 61, issue 4 (December), 2016, pp. 49-64.

INTRODUCTION

Supply chain (SC) increasingly recognized as a key factor for improving business performance. Companies that implement efficient and effective SC will be a success. Because of that, the activities of the SC needs to be optimized with the process of supply chain management (SCM) (Janvier-James, 2012).

According to Finch (2006) SCM is the management of some companies from upstream to downstream; suppliers, manufacturers, distributors, retailers, logistics, transportation, warehousing, information and others involved in supplying goods to the end customer (user). The basic aim of SCM is to associate all of chain of the supply to cooperate to expanding the efficiency, including esteem, decreasing the cost, expanding consumer loyalty, along these lines expanding the intensity of undertakings.

Measurement of performance of SCM is needed to survey whether the SCM is already running at its ideal or not. By measuring the SCM, it can be seen the achievement that has been accomplished, client needs are met, a superior comprehension of the procedure, discover the mistakes and pointless things, comprehend the issues and open doors for development, give choice truthful to get advance, encourage the work equivalent and open correspondence and better (Gunasekaran & Kobu, 2007)

This research will conduct an assessment and performance measurement of SCM in subsidized fertilizer, because fertilizer is one of the creation offices to expand the generation and efficiency of agricultural land. So fertilizer got an enormous consideration from the legislature for accomplishing national sustenance security.

As a strategic production facility, the government has made two (2) fundamental strategies on fertilizer. To start with, give compost subsidy to

ranchers, and second assign SCM of fertilizer. The distribution of compost from the production line to the farmers was completed by the Government through the State Owned Enterprises, which is PT. Pupuk Indonesia (Holding) alongside distributor and trader through the SCM framework oversight products. With fertilizer is relied upon to be accessible to farmers in 6 right; right amount, sort, time, area, cost and quality. Moreover, land profitability and production of rice is required to be enhanced and increment farmers' payment and the accessibility of rice across the nation.

Some phenomena happen in the performance of SCM subsidized fertilizer: 1) Data from BPS (2013) states that there is no increase in rice production significantly in the last five years, because the productivity of rice plants is still low and even decreased in the year 2011. 2) Statistical data of PT. Pupuk Indonesia, shows a gap between the allocation of subsidized fertilizer set by the Ministry of Agriculture to the market needs. Additionally there is a broad refinement between the distributions of subsidized chemical fertilizer to the acknowledgment of the distribution. Furthermore, 3) According to Philip Kotler (2003) if the companies do not innovate they will die. And if they innovate - then they do not succeed, they will die too, but it's better than just silence. Government innovation in SCM subsidized muck. Study Pattiro-USAID (2011) stated that there had been several improvements in subsidized fertilizer's regulations. However, the phenomenon is often the case up until now is a scarcity of fertilizers, especially during the harvest season.

From the above issues may happen due to the things that are less great at innovation factors, supervision and management factor in the distribution of subsidized fertilizer SC.

Research Objectives

In respect of issues raised, the primary purpose of this study is to empirically proving the power of innovation, supervision and distribution of impact on the performance of SCM in subsidized fertilizer.

The more specific targets of this exploration are:

- a) To determine whether the distribution has a significant influence on the performance of SCM.
- b) To investigate whether the supervision factor has a significant impact on the performance of SCM

- c) To determine whether the innovation factors have a significant influence on supervision factor.
- d) To see the extent of innovation factors have a significant impact on the distribution.
- e) To examine the effect of mediation supervision factor on the relationship between the factors of innovation with the performance of SCM.
- f) To empirically test the mediating effect of the distribution on the relationship between the factors of innovation with the performance of SCM.

LITERATURE REVIEW

The Performance of SCM

SCM involves managing demand, supply, source of raw materials, manufacture and assembly, warehouse and stock control, order management and distribution over channels, as well as delivery to customers.

Relationship Between Supervision and Performance of SCM

The feedback is an important part to improve any process. Measuring systems for efficient management of the SC that enables the monitoring of compliance with business processes. Similarly Janifer-James (2012) stated that the process of SCM depends on supervision over what happens in each chain. Thus, it is hypothesized that:

H1: Supervision positively affects on performance of SCM.

Relationship Between Distribution and Performance of SCM

Execution is controlled by the management of SC distribution exercises to give merchandise and enterprises, including request administration, transportation administration, and stockroom administration to take care of demand. This is in line with research findings Ghasemi R Mohaghar A., (2011). Hence, it is hypothesized that:

H2: Distribution positively affects on performance of SCM

Relationship Innovation`Factor and Distribution

Leavy (2010) using innovation factor for evaluating the performance of the distribution, the view that innovation must be seen as part of a business that enable the implementation of new processes and service products for the customer's needs. Similarly, Schramm (2008) states that innovation is the model of the commerce realizing new value for customers, and directly affect the unwavering quality of the circulation. Henceforth, it is hypothesized that:

H3: Inovation factor has a direct effect on distribution factor

Relationship Between Inovation and Supervision

Philip Kotler (2003) states that the innovation process needs to be managed carefully as a set of business process analysis. Hence, it is hypothesized that:

H4: Inovation factor has a positive effect on supervision factor

Mediation Effects of Supervision and Distribution on the Relationship between Inovation factor and Performance of SCM

Supervision and distribution activity may mediate the success of innovation in improving SCM performance. Thus, it is hypothesized that:

H5: Distribution as mediator the linkage between inovation factor and performance of SCM

H6: Supervision as mediator the linkage between inovation factor and performance of SCM

The Conceptual Model

A structural equation model is used in this study to analyze the influence of the factor structure of supervision, distribution and innovation factors on the performance of SCM.

Therefore, this flowchart provides causality variables testing. In accordance with the theory, the the performance of SCM is the dependent variable, while the reliability of the supervision (K), the reability of the

distribution (KP) and innovation factor (I) are independent variable. Besides, K and KP are mediator variables between I and the performance of SCM.

For the measurement the performance of SCM, it uses two indicators: conformity of recording data with fertilizer needs of farmers (SCMP1) and conformity of allocation with the fertilizer needs of farmers (SCMP2). Flow distribution of fertilizer from the factory to the area (KP3) and flow transportation of fertilizers (KP4) is an indicator of distribution factor, likewise, innovation for rules and regulation (I3) and innovation for service of officer (I4) are indicators of innovation factor. Supervision of the allocation distribution (K1) and supervision for distribution by location (K2) are indicators of Supervision.

Based on the above discussion, the conceptual framework is presented in Figure 1.

CONCEPTUAL FRAMEWORK

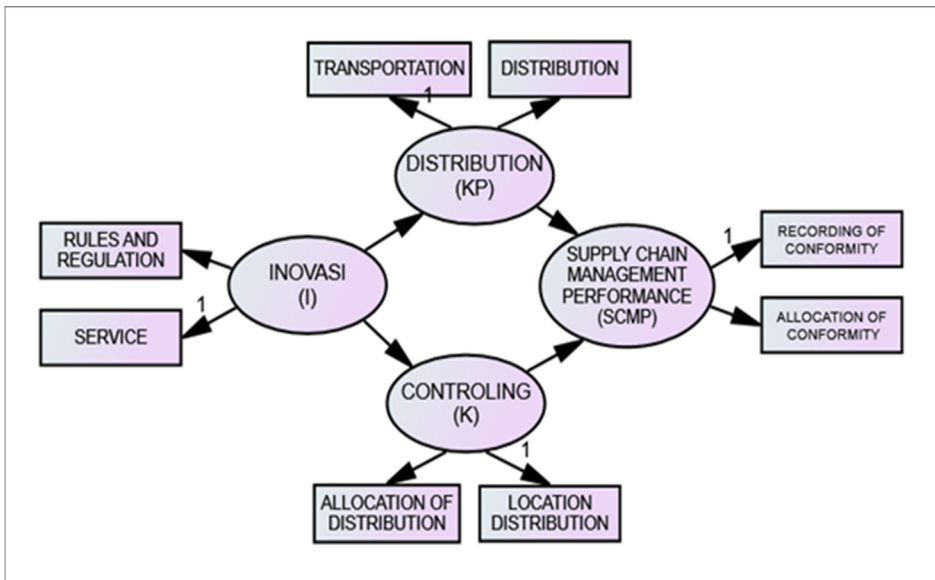


Figure 1. Proposed Conceptual Framework
Source: authors' work

RESEARCH METHODOLOGY

Sample Design

To get an item questionnaire that is valid and reliable, there is two (2) field trials and each trial using 40 respondents. Once the questionnaire items are reliable and valid, eight hundred (800) questionnaires, which twice the sample size required (450), were distributed to the respondents. This is in accordance Hair et al, (1998) which states that the number of samples using SEM to be effective on a sample size of 150 - 450. Of 73% of the questionnaires, which five hundred and eighty to be precise, were returned. After filtering, then as many as 513, or 64% of data can be used for analysis.

Sampling of the population occurred in two stages. The first stage is the selection of provincial samples with stratified random sampling method. From 33 provinces in Indonesia, it obtained five (5) provinces. However, according to the writer's observation sufficiently representative for the area generally granary with different infrastructure. In the second stage, the selection of samples number in each province hold with a random sample table and systematic review of 450 of the total plan [20].

Measurement and Analysis Method

Data analysis is done by statistical analysis of SEM (Structural Equation Model) using software Amos 22, consists of three stages; model identification, the test measurement model and structural model of the test.

Measurement of the dependent variable and independent variables using a Likert scale (1 = strongly disagree and 7 = strongly agree).

DATA ANALYSIS

Demographic Profile of the Respondents

Respondents in this study is the manager authorized distributor and retailer of subsidized fertilizer, the majority of men (78.2%), average aged 31-50 years (59.3%). Being a distributor and retailer of between 5-10 years (47.8), with education background of the respondents generally

graduated from high school (60.1%). Only 72 (14%) had some training as a distributor and retailer of fertilizer, and 38 people received awards (7.4%). Total sales of subsidized fertilizer generally below 1.000 tons (85%) for each growing season. Having a fertilizer warehouse with the capacity of being, which is 500 tons (91.2%), and approximately 149 people (32.9%) had a fleet of trucks. In general, respondents in work assignments generally have three employees, and the airport is less than 10 retailers or farmers.

Generated Structural Model (GM)

By utilizing an adjusted file, which gives the covariance relationship between E 40 and E46 research produces Structural Model Generated better and more appropriate, because the p-value of 0.104 (p-value > 0.05). Therefore, the explanation will be based on the results of the hypothesis Generated by Structural Model Revision Model (Figure 2).

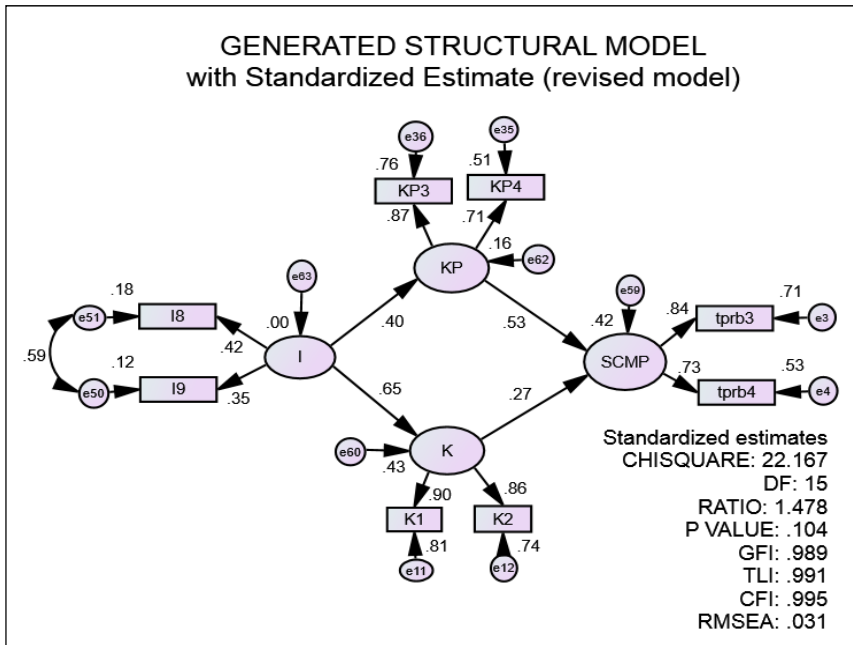


Figure 2. Generated Structural Model
Source: authors' work

The Regression Estimates

The generated structural model produces regression standardized beta estimates as in Table 1.

Table 1. Direct Effects Regression Estimates (Beta)

Hypo	Endo		Exo	Beta	S.E.	C.R.	P	Status
H1	SCMP	<---	K	.271	.009	5.271	***	Sig
H2	SCMP	<---	KP	.525	.024	8.990	***	Sig
H3	K	<---	I	.652	.432	3.012	.003	Sig
H4	KP	<---	I	.396	.097	3.521	***	Sig

Source: authors' work

From the data shown in Table 1, it depicts supervision has a positive significant effect on SCM performance (Beta =0.271; CR = 5.271; $p < 0.001$), or **H1 accepted**.

Secondly, distribution has a positive considerable effect on the performance of SCM (Beta=0.525; CR=8.990; $p < 0.05$) or **H2 accepted**. Thirdly, innovation factor has a positive major effect on supervision factor (Beta=0.652; CR=3.02; $p < 0.05$) or **H3 accepted**. Lastly, innovation factor has a major direct effect on distribution factor (Beta=0.369; CR=3.521; $p < 0.05$) or **H4 accepted**.

Supervision Mediation on Inovation and the performance of SCM

Furthermore, to examine the role of mediating factors between the supervision and distribution of innovation and the performance of SCM, test results will be compared to the direct and indirect relationships, once inserted Innovation factor. Model and standard regression coefficient of the estimate, such as figure 3 and table 2 below.

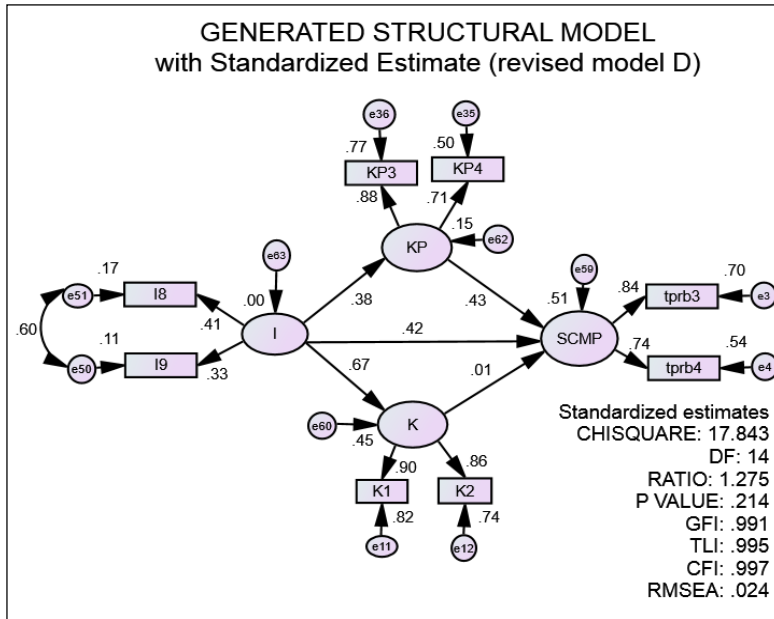


Figure 3. Generated Structural Revised Model
Source: authors' work

Table 2. Direct Effects Regression Estimates (Beta)
after I direct to the performance of SCM (SCMP)

Hypo	Endo		Exo	Beta	S.E.	C.R.	P	Status
H1	SCMP	<---	K	.010	.037	.049	.961	NoSig
H2	SCMP	<---	KP	.430	.032	5.546	***	Sig
H3	K	<---	I	.671	.492	2.868	.004	Sig
H4	KP	<---	I	.383	.099	3.500	***	Sig
	SCMP	<---	I	.420	.122	1.269	.204	NoSig

Source: authors' work

From the correlation of test outcomes immediate and relationships, once it inserted Innovation factors, the model does not support a finding that the supervision factor (K) mediate significant in the relationship between the I and the the performance of SCM (Table 2). It can be concluded that **H5 could not accepted.**

Table 3. Supervision Mediation on Inovation and SCMP

Model Element	Test Mediation in SCMP	Revised model with Direct Effect
Model Fit		
Chi-square	22.167	17.843
Df	.15	.14
P-value	.104	.214
RMSEA	.031	.024
CFI	.996	.997
Std Estimates		
I→K	.652***	.671**
K→SCMP	.271***	.010ns
I→SCMP		
-Indirect	.176	.067
-Direct	0	.420
-Total Effect	.176	.487

Source: authors' work

Distribution Mediation on Inovation and the performance of SCM

From the correlation of test results on the relationship of immediate and circuitous impact, having entered the Inovation (I) figure, the model bolster the finding that KP is a critical go between on the relationship amongst inovation and the performance of SCM (Table 3). It can be reasoned that the **H6 is accepted.**

Table 4. Distribution Mediation on Inovation and the performance of SCM

Model Element	Test Mediation in SCMP	Revised model with Direct Effect
Model Fit		
Chi-square	22.167	17.843
Df	.15	.14
P-value	.104	.214
RMSEA	.031	.024
CFI	.996	.997

Model Element	Test Mediation in SCMP	Revised model with Direct Effect
Std Estimates		
I→KP	.396***	.383***
KP→SCMP	.525***	.430***
I→SCMP		
-Indirect	.207	.164
-Direct	0	.420
-Total Effect	.207	.584

Source: authors' work

CONCLUSION AND DISCUSSION

The conclusion of this study is the policy of the government in terms of supervision and distribution has an immediate and critical impact on the performance of the SCM of subsidized fertilizer in Indonesia.

It turns out that the distribution factor assumes a more vital part for the accomplishment of the performance of SCM. The success element will determine the distribution of the fertilizer distribution which can provide according to farmer needs in the proper amount, type, time, exact location, prices are set and appropriate quality. This is in line with the findings of the Darwis at all (2007) that the shortages of fertilizer to farmers in Indonesia are not caused by a lack of production, but due to the weakness of the system of distribution.

According to the analysis, the issue is quite often a lack of fertilizer, particularly in the growing season, since farmers need fertilizer simultaneously and required in large quantities. If there are issues in the appropriation distribution, farmers will experience difficulty in getting fertilizer, or well known as the phenomenon "the scarcity of fertilizers". Likewise, problems in terms of capacity storage and marketing are generally derived from the system of distribution that has not been adequately planned.

According to the research, there are two issues that need to be under the spotlight on the distribution. The first is the distribution of the subsidized fertilizer from the factory to the farmers (KP3), and second is to transport the fertilizer distribution from the factory to the farmers (KP5). This will improve the performance of the distribution of subsidized fertilizer from factories to wholesalers and then to retailers and to the end user, ie farmers.

The study further showed that the supervision (K) directly affects the performance of SCM subsidized fertilizer. To factor this oversight, there are two things to note for improvement, namely oversight of the allocation distribution (K1) and the monitoring of the distribution of fertilizer in a field to the desired location (K2).

According to the authors, the deviation of the distribution of subsidized fertilizer can occur due to differences in fertilizer prices in the country that are quite large which is the price of subsidized and non-subsidized. Therefore, without the necessary supervision and strict application of sanctions, there will be a permeation of fertilizer subsidized and non-subsidized in the market. This is consistent with previous studies of Sarjono (2011) that the Indonesian government must strictly implement the supervision over the SC, which means that the strict sanctions should be applied against irregularities, so as a shock therapy for other actors.

Factors innovation has an important role despite the fact that it has no immediate impact on the performance of SCM, because it determines the success factors such as supervision and distribution. In other words, the performance of SCM starting from the innovation factor, due to the achievement of the distribution and the direct supervision influenced by component of innovation. The development of constructive MSC requires innovation. Improvements in innovation could be done, especially against regulations the distribution of subsidized fertilizer (18) and administrative redemption subsidized fertilizer (19). With a good factor of innovation, it can affect the success and reliability of distribution and supervision, which in turn will determine the success of the performance of SCM of subsidized fertilizer in the future.

Conclusion

Factors supervision and distribution factors have a huge influence on the performance of the performance of SCM of subsidized fertilizer.

In spite of the fact that the innovation factor does not directly affect the performance of the SCM of subsidized fertilizer, but its part is vital because innovation factor significantly influencing factor supervision and distribution factors.

Distribution factor being the mediator of the relationship between the factor of innovation and performance of SCM, while the supervision factor is most certainly not.

Managerial Implication

This paper expresses the importance of monitoring factors, distribution and innovation factor in the performance of SCM subsidized fertilizer, so that relevant organizations can specify the pace and state of mind in settling on choices for development later on.

The study found that some important aspects of the performance of SCM subsidized fertilizer in Indonesia should be tended to in the future, so that policies can be adapted to the conditions of these factors.

REFERENCES

1. Agus, A. (2010). SCM, Process Performance and Business Performance, *Conference of the International Journal of Arts and Sciences, Rome, Itali*,
2. Badan Pusat Statistik Indonesia (2012), *Statistik Indonesia*.
3. Burtonshaw, S.A.G. & Ritchie, R.L. (2012), Developments In Construction SCM And Prime Contracting, *Lancashire Business School, University of Central Lancashire, Preston, UK, PR1 2HE*. Email: rritchie@uclan.ac.uk.
4. Ditjen PSP Kementan (2012), *Evaluasi Program Peningkatan Produksi Padi, Ditjen Produksi Tanaman Pangan*, Jakarta.

5. Finch, B.J. (2006), *'Operations Now: Profitability, Processes, Performance'*, 2nd edn, McGraw-Hill/ Irwin, United States.
6. Ghasemi, R. & Mohaghar, A. (2011). A Conceptual Model for Cooperate Strategy and Supply Chain Performance by Structural Equation Modeling a Case Study in the Iranian Automotive Industry. *European Journal of Social Sciences*. 22, 519.
7. Gunasekaran, A. & Kobu, B. (2007), Performance measures and metrics in logistics and SCM: are view of recent literature (1995–2004) for research and applications. *International Journal of Production Research*.
8. Gunasekaran, A. & Ngai, E.W.T. (2004), Information systems in supply chain integration and management. *European Journal of Operations Research*.
9. Hair, J.F., Anderson, R.I. & Black, W.C. (1998), *Multivariate Data Analysis*, Englewood Cliffs, NJ: Practice-Hall.
10. Janvier-James, A.M. (2012), A New Introduction to Supply Chains and SCM: Definitions and Theories Perspective. Glorious Sun School of Business and Management, *Donghua University Shanghai 200051, China, International business Research, Canadian Center of Science and Education*. 5 (1).
11. Kementerian Pertanian, (2012), Peraturan Menteri Pertanian Republik Indonesia Nomor 87/Permentan/ SR.130/ 12/2011 - 9 Desember 2011,
12. Kotler.P, (2003), *Marketing insights from A to Z*, John Wiley & Sons.
13. Lembaga Penelitian & Pemberdayaan Masyarakat Institut Pertanian Bogor, (2011), *Studi Perbandingan Distribusi Fisik Urea Subsidi, Gula & Beras*. IPB Bogor.
14. Leavy, B. (2010), Design thinking - a new mental model of value innovation. *Strategy & Leadership* 38:5.
15. Pattiro, (2011), Laporan Penelitian –*Peta Masalah Pupuk Bersubsidi di Indonesia Program Integritas dan Akuntabilitas Sosial*, USAID.
16. PT. Pupuk Indonesia (2012), *Realisasi Pengadaan dan Distribusi Pupuk*: Jakarta.
17. Sakaran, U. (2000). Research Method for Bussiness, A Skill Building Approach, 3 rd Ed, *John Wiley and Sons Inc, Singapore*.
18. Santoso, S. (2013) *Konsep dasar dan Aplikasi SEM dengan AMOS 22*, PT Elex Media Komputindo, Kompas Gramedia, Jakarta.
19. Schramm, C. (2008). Innovation Measurement: Tracking the State of Innovation in the American Economy. A report to the Secretary of Commerce by The Advisory Committee on *Measuring Innovation in the 12st Century Economy*.
20. Simchi-Levi, D. et al. (2003) *Managing the Supply Chain*. New York: McGraw Hill.
21. Sugiyono (2013), *Metode Penelitian Manajemen*; Bandung, Penerbit Alfabet.

22. Valariano, D. & Muslim, C. (2007), Revitalisasi Kebijakan Sistem Distribusi Pupuk Dalam Mendukung Ketersediaan Pupuk Bersubsidi Di Tingkat Petani, *Jurnal Ekonomi Dan Pembangunan (JEP)*, Vol. XV (2).